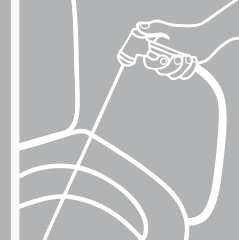


L'Idroscopino®



## L'Idroscopino® ad INCASSO

design by Paola Bertolotti

combined with

Mercurio L  
Saturno  
Ramax L

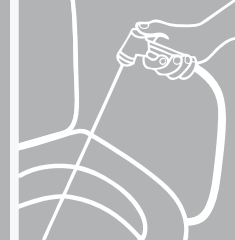
Also available as bidet shower with soft or rain jet.

*Technology and design for recessed hydrobrushes are stainless steel with a glossy or satin finish.*

*With a shut off or progressive faucet if used for personal shower purposes.*

Available in pairing with three idroscopino® models: Saturno, Mercurio L, Ramax L.





## RECESSED

The recessed hydrobrush consists of a galvanized steel casing to be placed by masonry work and a stainless steel band set up to be used where the handset will be placed (either hydrobrush or bidet shower) at completion.

At this point, if desired, a toilet paper bar may be added.

It is possible to pair the recessed unit with three different Idroscopino® models.

Mercurio L - in stainless steel with pistol grip control  
Saturno - minimal and modern styled in ABS or chromed brass with button control

Ramax L - in chromed brass, essential in shape with the special rotation opening

(Refer to the specific product sheet)

### Idroscopino® version codes

TLJ900 recessed glossy with RAMAX L Idroscopino®  
TSJ900 recessed satin with RAMAX L Idroscopino®  
TLJ700 recessed glossy with SATURNO Idroscopino®  
TSJ700 recessed satin with SATURNO Idroscopino®  
TLJ600 recessed glossy with MERCURIO L Idroscopino®  
TSJ600 recessed satin with MERCURIO L Idroscopino®



In harmony with the items in the bathroom, the recessed unit also plays a significant role, thanks to the minimalist style and construction in steel. It is perfectly adaptable to both the atmosphere which is essential and the architecture, which is important.



## Installation



### ENCLOSURE

Enclose around the unit 10 cm from the floor; drill holes in correspondence of the water point and complete the water trap and connect to the tubing of the bathroom.



### PLASTER

Plaster over the housing flush plate, being protective of its interior parts.



### COVER

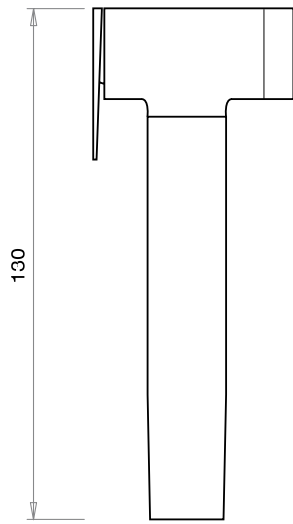
Cover with the chosen materials; flush with the opening designed to accommodate the hose connected to the water intake.



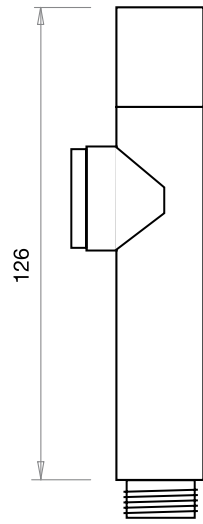
### COMPLETE

Complete by applying the covering with housing receptacle for the Hydrobrush or bidet shower (screw anchors and toilet paper holder are included in kit)

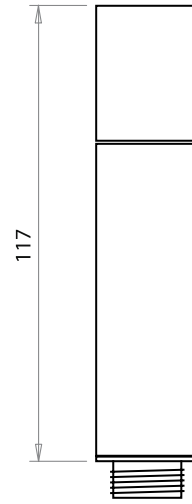
Hydrobrush combinations



MERCURIO L

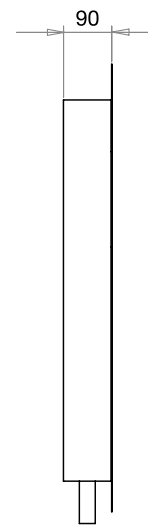
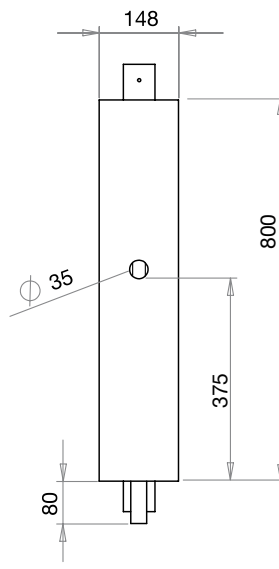
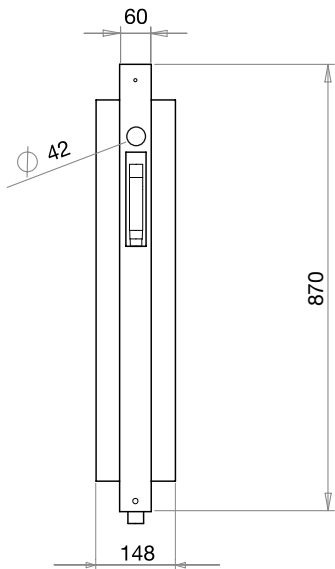


SATURNO



RAMAX L

Technical specifications



installation

